








THE RADICATI GROUP, INC.
A TECHNOLOGY MARKET RESEARCH FIRM

Email Statistics Report, 2022-2026

<http://www.radicati.com>

Cost – US \$3,000 by P.O. or \$2,500 by credit card

A new study from the Radicati Group, Inc., brings together statistics and forecasts on the business and consumer use of Email and Mobile Email, including:

-  Email – Accounts, Users, Breakouts by Region, 2022-2026
-  Business Email – Accounts, Users, Breakouts by Region, Business Size, 2022-2026
-  Consumer Email – Accounts, Users, Breakouts by Region, 2022-2026
-  Email Daily Traffic for Business and Consumer Use
-  Time Spent Daily on Email vs. Instant Messaging and Social Networking
-  Spam and Malware – Volumes Received
-  Mobile Email – Consumer and Business Users, 2022-2026

This report is intended for Organizations, Vendors, and Investors who need to make informed decisions about Email and Mobile Email.

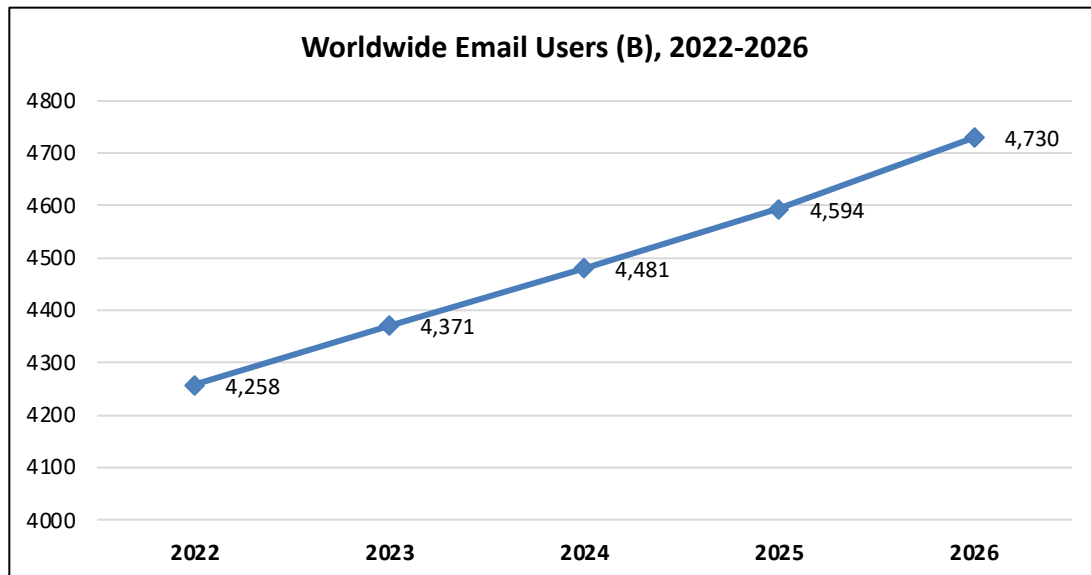


TABLE OF CONTENTS

SCOPE	5
METHODOLOGY	6
EXECUTIVE SUMMARY	7
CHAPTER 1: EMAIL	9
1.1 WORLDWIDE EMAIL USERS FORECAST, 2022-2026.....	9
1.2 EMAIL USERS BY REGION.....	9
1.3 BUSINESS EMAIL USERS BY REGION.....	12
1.4 WORLDWIDE EMAIL ACCOUNTS FORECAST, 2022-2026.....	13
1.5 EMAIL ACCOUNTS BY REGION.....	15
1.6 BUSINESS VS. CONSUMER EMAIL ACCOUNTS AND USERS.....	17
1.7 ON-PREMISES VS. CLOUD EMAIL ACCOUNTS.....	18
1.8 EMAIL USER AGE DEMOGRAPHICS	20
1.9 EMAIL TRAFFIC FORECAST	21
CHAPTER 2: BUSINESS EMAIL.....	23
2.1 WORLDWIDE BUSINESS EMAIL ACCOUNTS FORECAST, 2022-2026	23
2.2 WORLDWIDE ON-PREM VS. CLOUD BUSINESS EMAIL ACCOUNT FORECAST, 2022-2026.....	23
2.3 BUSINESS EMAIL ACCOUNTS BY REGION	24
2.4 BUSINESS EMAIL ACCOUNTS BY BUSINESS SIZE	25
2.5 BUSINESS EMAIL ACCOUNTS BY VERTICAL INDUSTRY.....	27
2.6 AVERAGE NUMBER OF BUSINESS EMAIL CLIENTS PER USER.....	28
2.7 AVERAGE NUMBER OF BUSINESS EMAILS SENT/RECEIVED PER USER PER DAY	29
2.8 BUSINESS EMAIL STORAGE REQUIREMENTS	31
2.9 TIME SPENT ON EMAIL/DAY	32
2.9.1 Business Users	33
2.9.2 Consumer Users.....	33
CHAPTER 3: CONSUMER EMAIL.....	34
3.1 WORLDWIDE CONSUMER EMAIL ACCOUNTS FORECAST, 2022-2026.....	34
3.2 CONSUMER EMAIL ACCOUNTS BY REGION	35
3.3 AVERAGE NUMBER OF CONSUMER EMAILS SENT/RECEIVED PER USER PER DAY	37
CHAPTER 4: SPAM AND MALWARE.....	39
4.1 SPAM MESSAGES RECEIVED PER BUSINESS USER PER DAY	39
4.2 MALWARE.....	40
4.2.1 Malware Attacks	40
4.2.2 Malware Attacks Per Business User Per Year	41
CHAPTER 5: MOBILE EMAIL.....	42
5.1 WORLDWIDE MOBILE EMAIL USERS FORECAST, 2022-2026	42
5.2 BUSINESS VS. CONSUMER MOBILE EMAIL USERS	43

LIST OF TABLES

<i>Table 1: Worldwide Daily Email Traffic (B), 2022–2026</i>	7
<i>Table 2: Worldwide Email User Forecast (M), 2022-2026</i>	7
<i>Table 3: Worldwide Active Email Users Forecast (M), 2022-2026</i>	9
<i>Table 4: Worldwide Email Users by Region (M), 2022 - 2026</i>	10
<i>Table 5: Worldwide Business Email Users by Region (M), 2022-2026</i>	12
<i>Table 6: Worldwide Active Email Accounts Forecast (M), 2022-2026</i>	13
<i>Table 7: Email Accounts by Region (M), 2022-2026</i>	15
<i>Table 8: Worldwide Business vs. Consumer Email Accounts and Users (M), 2022–2026</i>	17
<i>Table 9: Worldwide On-Premises vs. Cloud Email Account Forecast (M), 2022 - 2026</i>	18
<i>Table 10: Email User Age Demographics, 2022</i>	20
<i>Table 11: Worldwide Daily Email Traffic (B), 2022-2026</i>	21
<i>Table 12: Business Email Accounts (M), 2022-2026</i>	23
<i>Table 13: On-Premises vs. Cloud Business Email Accounts (M), 2022-2026</i>	23
<i>Table 14: Business Email Accounts by Region (M), 2022-2026</i>	24
<i>Table 15: Business Email Accounts by Business Size (M), 2022–2026</i>	25
<i>Table 16: Business Email Accounts by Vertical Industry, 2022</i>	27
<i>Table 17: Average Number of Business Email Clients per User, 2022</i>	28
<i>Table 18: Business Emails Sent/Received Per User/Day, 2022 - 2026</i>	29
<i>Table 19: Business Email Storage Requirements per User/Day, 2022-2026</i>	31
<i>Table 20: Time Business Users Spend on Email/Day, 2022</i>	33
<i>Table 21: Time Consumer Users Spend on Email/Day, 2022</i>	33
<i>Table 22: Consumer Email Accounts (M), 2022-2026</i>	34
<i>Table 23: Consumer Email Accounts by Region (M), 2022-2026</i>	35
<i>Table 24: Consumer Emails Sent/Received per User/Day, 2022-2026</i>	37
<i>Table 25: Spam Messages Received per Business User/Day, 2022-2026</i>	39
<i>Table 26: Malware Attacks per Business User/Day, 2022</i>	41
<i>Table 27: Worldwide Mobile Email Users, 2022-2026</i>	42
<i>Table 28: Business vs. Consumer Mobile Email Users, 2022-2026</i>	43

LIST OF FIGURES

<i>Figure 1: Worldwide Email Users Breakout by Region, 2022 & 2026</i>	11
<i>Figure 2: Worldwide Email Accounts Forecast (M), 2022-2026</i>	14
<i>Figure 3: Worldwide Email Accounts Breakout by Region (M), 2022 & 2026</i>	16
<i>Figure 4: Worldwide Business vs. Consumer Email Accounts (M), 2022-2026</i>	18
<i>Figure 5: Worldwide On-Premises vs. Cloud Email Accounts (M), 2022-2026</i>	19
<i>Figure 6: Worldwide Email User Age Demographics, 2022</i>	21
<i>Figure 7: Business Email Accounts by Business Size, 2022 & 2026</i>	26
<i>Figure 8: Business Email Account Breakout by Vertical Industry, 2022</i>	28
<i>Figure 9: Business Emails Sent/Received Per User/Day, 2022-2026</i>	31
<i>Figure 10: Business Email Storage Requirements per User/Day (MB), 2022–2026</i>	32
<i>Figure 11: Consumer Email Accounts by Region, 2022-2026</i>	36
<i>Figure 12: Average Spam vs. Email Received per Business User/Day, 2022-2026</i>	40
<i>Figure 13: Email vs. Mobile Email Penetration, 2022-2026</i>	43

About The Radicati Group, Inc.

The Radicati Group covers all aspects of email, security, social media, instant messaging, information archiving, regulatory compliance, wireless technologies, web services, unified communications, and more. The company provides both quantitative and qualitative information, including detailed market size, installed base and forecast information on a worldwide basis, as well as detailed country breakouts.

The Radicati Group advises corporate organizations to assist them in selecting the right products to fit their business needs, and also works with vendors to define the best strategic direction for their products. The Radicati Group also works with investment firms on a worldwide basis to identify and assess new investment opportunities.

ORDER FORM To order, please go to our website www.radicati.com or fill out the following form and email it to admin@radicati.com

Email Statistics Report, 2022-2026	
Name:	Company:
<input type="checkbox"/> P.O. \$3,000 <i>Note: We will need the actual P.O. paperwork from your Purchasing Department before we can fill the orders.</i>	
<input type="checkbox"/> Credit Card \$2,500	
<input type="checkbox"/> VISA <input type="checkbox"/> MasterCard <input type="checkbox"/> Amex	
Card Number:	Exp. Date:
Signature:	
Address:	
City, State, Zip:	
Country:	
<i>Please indicate street address - NO P.O. BOX please!</i>	
Phone:	Email: