







THE RADICATI GROUP, INC.  
A TECHNOLOGY MARKET RESEARCH FIRM

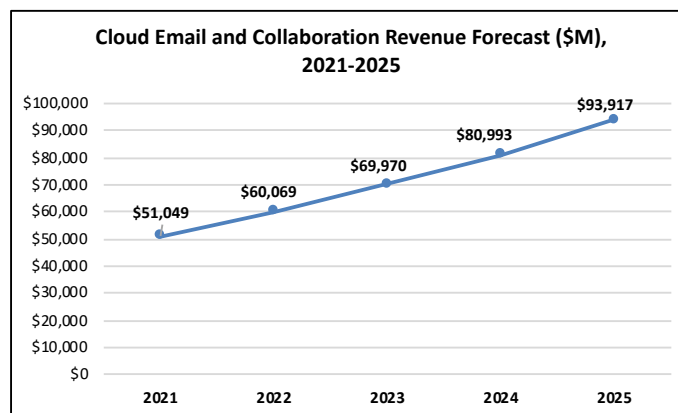
## Cloud Business Email Market, 2021-2025

<http://www.radicati.com>

Cost – US \$3,000 by company P.O. or \$2,500 by credit card

An in-depth analysis of the cloud email and collaboration market, including:

-  **Cloud Business Email** – Installed Base and Revenue Market Share by Provider, Four-Year Forecasts, Breakouts by Region, Business Size, and Platform Type.
-  **Microsoft Office 365 and Hosted Exchange** – Installed Base and Revenue Market Share by Hosting Provider, Four-Year Forecasts, Breakouts by Region and Business Size.
-  **Dedicated vs. Multi-Tenant** – Installed Base Breakout by Hosting Provider, and Four-Year Forecast.
-  **Google Workspace** – Installed Base and Revenue Market Share, Four-Year Forecast, Breakouts by Region and Business Size.
-  In-depth analysis of leading Cloud Business providers: *Amazon Web Services, GoDaddy, Google, Intermedia, Microsoft, Navisite, Rackspace.*
-  This report is intended for Organizations, Service Providers, Vendors, and Investors who need to make informed decisions about the *Cloud Business Email* market.



## TABLE OF CONTENTS

|   |           |
|---|-----------|
| <b>SCOPE</b> .....  | <b>4</b>  |
| <b>METHODOLOGY</b> .....  | <b>5</b>  |
| <b>EXECUTIVE SUMMARY</b> .....  | <b>6</b>  |
| <b>CHAPTER ONE – MARKET ANALYSIS</b> .....                              | <b>8</b>  |
| 1.1 MARKET DEFINITION .....   | 9         |
| 1.1.1 <i>BENEFITS OF CLOUD BUSINESS EMAIL</i> .....                     | 10        |
| 1.2 MARKET SEGMENTATION.....  | 12        |
| 1.3 CLOUD BUSINESS EMAIL TRENDS AND ANALYSIS .....                      | 13        |
| 1.3.1 <i>CLOUD BUSINESS EMAIL MARKET SHARE</i> .....                    | 15        |
| 1.3.2 <i>CLOUD BUSINESS EMAIL FORECAST</i> .....                        | 19        |
| 1.3.3 <i>CLOUD BUSINESS EMAIL BREAKOUT BY REGION</i> .....              | 20        |
| 1.3.4 <i>CLOUD BUSINESS EMAIL BREAKOUT BY BUSINESS SIZE</i> .....       | 21        |
| 1.3.5 <i>CLOUD BUSINESS EMAIL INSTALLED BASE BY PLATFORM TYPE</i> ..... | 22        |
| 1.4 HOSTED EXCHANGE.....  | 24        |
| 1.4.1 <i>HOSTED EXCHANGE TRENDS AND ANALYSIS</i> .....                  | 25        |
| 1.4.2 <i>HOSTED EXCHANGE MARKET SHARE</i> .....                         | 28        |
| 1.4.3 <i>HOSTED EXCHANGE FORECAST</i> .....                             | 31        |
| 1.4.4 <i>HOSTED EXCHANGE BREAKOUT BY REGION</i> .....                   | 32        |
| 1.4.5 <i>HOSTED MICROSOFT EXCHANGE BREAKOUT BY BUSINESS SIZE</i> .....  | 33        |
| 1.5 DEDICATED VS. MULTI-TENANT .....                                    | 35        |
| 1.5.1 <i>DEDICATED VS. MULTI-TENANT MARKET SHARE</i> .....              | 35        |
| 1.5.2 <i>MULTI-TENANT VS. DEDICATED FORECAST</i> .....                  | 36        |
| 1.6 GOOGLE WORKSPACE .....  | 37        |
| 1.6.1 <i>WORKSPACE TRENDS AND ANALYSIS</i> .....                        | 38        |
| 1.6.2 <i>WORKSPACE FORECAST</i> .....                                   | 39        |
| 1.6.3 <i>WORKSPACE BREAKOUT BY REGION</i> .....                         | 40        |
| 1.6.4 <i>WORKSPACE BREAKOUT BY BUSINESS SIZE</i> .....                  | 41        |
| <b>CHAPTER TWO – CLOUD BUSINESS EMAIL PROVIDERS</b> .....               | <b>43</b> |
| <b>AMAZON</b> .....   | <b>44</b> |
| <b>GODADDY</b> .....  | <b>48</b> |
| <b>GOOGLE</b> .....   | <b>50</b> |
| <b>INTERMEDIA</b> .....   | <b>57</b> |
| <b>MICROSOFT</b> .....  | <b>61</b> |
| <b>NAVISITE</b> .....   | <b>66</b> |
| <b>RACKSPACE</b> .....  | <b>69</b> |

## LIST OF FIGURES

|  |    |
|--|----|
| <i>Figure 1: Cloud Business Email - Revenue Forecast, 2021-2025</i> .....          | 7  |
| <i>Figure 2: Cloud Business Email - IB Market Share, 2021</i> .....                | 18 |
| <i>Figure 3: Cloud Business Email - Revenue Market Share, 2021</i> .....           | 18 |
| <i>Figure 4: Cloud Business Email – IB &amp; Revenue Forecast, 2021-2025</i> ..... | 20 |
| <i>Figure 5: Cloud Business Email - IB by Region, 2021 &amp; 2025</i> .....        | 21 |
| <i>Figure 6: Cloud Business Email - IB by Business Size, 2021 &amp; 2025</i> ..... | 22 |
| <i>Figure 7: Hosted Exchange - IB Market Share, 2021</i> .....                     | 30 |
| <i>Figure 8: Hosted Exchange - Revenue Market Share, 2021</i> .....                | 30 |

## LIST OF TABLES

|   |    |
|---|----|
| <i>Table 1: Business Email Accounts, 2021-2025</i> .....                            | 9  |
| <i>Table 2: Cloud Business Email - Market Share by Provider, 2021</i> .....         | 17 |
| <i>Table 3: Cloud Business Email - IB &amp; Revenue Forecast, 2021-2025</i> .....   | 19 |
| <i>Table 4: Cloud Business Email IB by Platform Type, 2021-2025</i> .....           | 24 |
| <i>Table 5: Hosted Exchange IB and Revenue Market Share, 2021</i> .....             | 29 |
| <i>Table 6: Microsoft Office 365 vs. Hosted Exchange IB, 2021-2025</i> .....        | 31 |
| <i>Table 7: Cloud Microsoft Exchange IB &amp; Revenue Forecast, 2021-2025</i> ..... | 32 |
| <i>Table 8: Hosted Exchange - IB by Region, 2021-2025</i> .....                     | 33 |
| <i>Table 9: Hosted Exchange - IB by Business Size, 2021-2025</i> .....              | 34 |
| <i>Table 10: Dedicated vs. Multi-Tenant - IB Market Share, 2021</i> .....           | 36 |
| <i>Table 11: Dedicated vs. Multi-Tenant - IB Forecast (M), 2021-2025</i> .....      | 37 |
| <i>Table 12: Workspace IB Market Share (M), 2021-2025</i> .....                     | 39 |
| <i>Table 13: Google Workspace IB &amp; Revenue Forecast, 2021-2025</i> .....        | 40 |
| <i>Table 14: Workspace - IB by Region, 2021-2025</i> .....                          | 41 |
| <i>Table 15: Workspace – IB by Business Size, 2021-2025</i> .....                   | 42 |

## About The Radicati Group, Inc.

The Radicati Group is a leading technology research and advisory firm focused on all aspects of email, security, email archiving, regulatory compliance, wireless technologies, web services, instant messaging, unified communications, social networking, and more. The company provides both quantitative and qualitative information, including detailed market size, installed base and forecast information on a worldwide basis, as well as detailed country breakouts.

The Radicati Group works with corporate organizations to assist in the selection of the right products and technologies to support their business needs, as well as with vendors to define the best strategic direction for their products. We also work with investment firms on a worldwide basis to help identify new investment opportunities.

**ORDER FORM** To order, please go to our website [www.radicati.com](http://www.radicati.com), or fill out the following form and email it to [admin@radicati.com](mailto:admin@radicati.com)

|   |                   |
|---|-------------------|
| <b>Cloud Business Email Market, 2021-2025</b>   |                   |
| <b>Name:</b>  | <b>Company:</b>   |
| <input type="checkbox"/> <b>P.O. \$3,000</b> <i>Note: We will need the actual P.O. paperwork from your Purchasing Department before we can fill the orders.</i> |                   |
| <input type="checkbox"/> <b>Credit Card \$2,500</b>   |                   |
| <input type="checkbox"/> VISA <input type="checkbox"/> MasterCard <input type="checkbox"/> Amex   |                   |
| <b>Card Number:</b>   | <b>Exp. Date:</b> |
| <b>Signature:</b>   |                   |
| <b>Address:</b>   |                   |
| City, State, Zip:   |                   |
| Country:  |                   |
| <i>Please indicate street address - NO P.O. BOX please!</i>   |                   |
| <b>Phone:</b>   | <b>Email:</b>     |