


THE RADICATI GROUP, INC.
A TECHNOLOGY MARKET RESEARCH FIRM

APT Protection Market, 2021-2025


<http://www.radicati.com>

Cost – US \$3,000 by company P.O. or \$2,500 by credit card

Advanced Persistent Threat (APT) Protection solutions provide detection, prevention and remediation of zero-day threats and persistent malicious attacks.

 This report provides a comprehensive analysis of the APT Protection market, including:

- Market Size and Four-Year Forecast
- Installed Base and Revenue Market Share by Vendor
- Breakouts by Region and Business Size

 In-depth analysis of leading vendors: *Bitdefender, Cisco, ESET, FireEye, Forcepoint, Kaspersky, McAfee, Microsoft, Palo Alto Networks, Sophos, Symantec, and VMware Carbon Black.*

This report is intended for Organizations, Vendors, and Investors who need to make informed decisions about the APT Protection market.

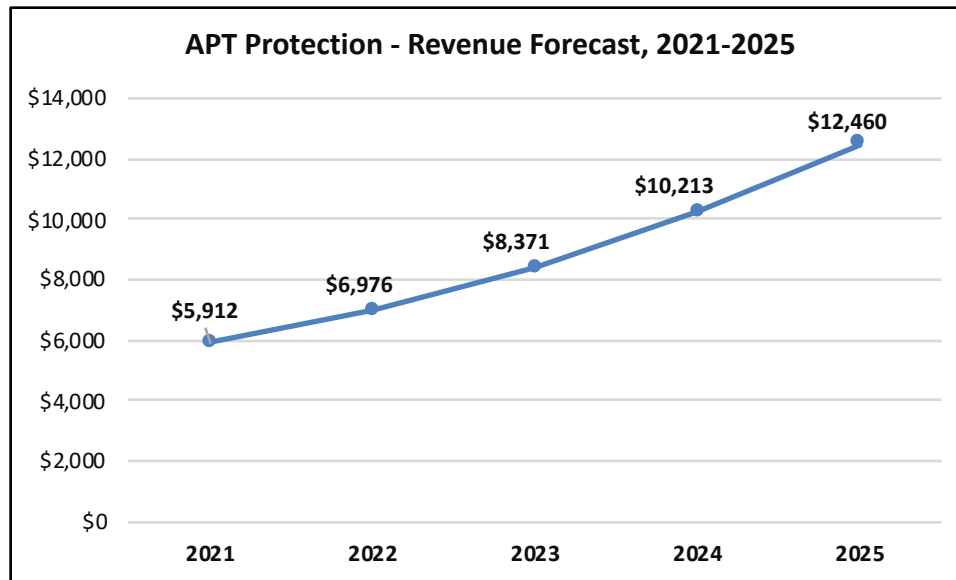


Figure 1: APT Protection Market Revenue Forecast, 2021 – 2025

TABLE OF CONTENTS

SCOPE	4
METHODOLOGY	5
EXECUTIVE SUMMARY	6
CHAPTER ONE – MARKET ANALYSIS	8
1.1 MARKET DEFINITION	9
<i>1.1.1 KEY APT PROTECTION FUNCTIONALITY.....</i>	<i>10</i>
1.2 MARKET SEGMENTATION.....	13
1.3 MARKET ANALYSIS.....	13
1.4 APT PROTECTION MARKET	16
<i>1.4.1 APT PROTECTION MARKET SHARE</i>	<i>16</i>
<i>1.4.2 APT PROTECTION MARKET FORECAST.....</i>	<i>18</i>
<i>1.4.3 APT PROTECTION MARKET PENETRATION</i>	<i>20</i>
<i>1.4.4 APT PROTECTION MARKET BY REGION.....</i>	<i>21</i>
<i>1.4.5 APT PROTECTION MARKET BY BUSINESS SIZE.....</i>	<i>21</i>
CHAPTER TWO – APT PROTECTION VENDORS.....	23
BITDEFENDER	24
CISCO.....	27
ESET	32
FIREEYE.....	35
FORCEPOINT.....	38
KASPERSKY	41
MCAFEE	45
MICROSOFT.....	49
PALO ALTO NETWORKS.....	53
SOPHOS.....	55
SYMANTEC.....	58
VMWARE CARBON BLACK.....	62

LIST OF FIGURES

<i>Figure 1: APT Protection Market Revenue Forecast, 2021 – 2025</i>	7
<i>Figure 2: APT Protection Installed Base Market Share, 2021</i>	17
<i>Figure 3: APT Protection Revenue Market Share, 2021</i>	18
<i>Figure 4: APT Protection Market Revenue Forecast, 2021-2025</i>	20
<i>Figure 5: APT Protection Revenue by Region, 2021 & 2025</i>	21
<i>Figure 6: APT Protection Revenue by Business Size, 2021 & 2025</i>	22

LIST OF TABLES

<i>Table 1: APT Protection Market Share by Vendor, 2021</i>	16
<i>Table 2: APT Protection Market Forecast, 2021-2025</i>	18
<i>Table 3: APT Protection Business User Penetration, 2021 – 2025</i>	20

ABOUT THE RADICATI GROUP, INC.

The Radicati Group is a leading technology research and advisory firm focused on all aspects of email, security, email archiving, regulatory compliance, wireless technologies, web services, instant messaging, unified communications, social networking, and more. The company provides both quantitative and qualitative information, including detailed market size, installed base and forecast information on a worldwide basis, as well as detailed country breakouts.

The Radicati Group works with corporate organizations to assist in the selection of the right products and technologies to support their business needs, as well as with vendors to define the best strategic direction for their products. We also work with investment firms on a worldwide basis to help identify new investment opportunities.

ORDER FORM *To order, please fill out the following form and email it to The Radicati Group at admin@radicati.com*

APT Protection Market, 2021 - 2025	
Name:	Company:
<input type="checkbox"/> P.O. \$3,000 <i>Note: We will need the actual P.O. paperwork from your Purchasing Department before we can fill the orders.</i>	
<input type="checkbox"/> Credit Card \$2,500	
<input type="checkbox"/> VISA <input type="checkbox"/> MasterCard <input type="checkbox"/> Amex	
Card Number:	Exp. Date:
Signature:	
Address:	
<i>City, State, Zip:</i>	
<i>Country:</i>	
<i>Please indicate street address - NO P.O. BOX please!</i>	
Phone:	Email: