







THE RADICATI GROUP, INC.
A TECHNOLOGY MARKET RESEARCH FIRM

Microsoft Office 365, Exchange Server and Outlook Market Analysis, 2019 - 2023

<http://www.radicati.com>

Cost – US \$3,000 by company P.O. or \$2,500 by credit card

A detailed analysis of market penetration of Microsoft Office 365, Exchange Server, Outlook, and Outlook on the web in the Email and Collaboration market. The study includes:

-  Worldwide Email Users and Mailbox Forecast
-  Worldwide Microsoft Exchange Mailbox and Revenue Forecast
-  Microsoft Office 365 and Hosted Exchange – Installed Base and Revenue Forecast, Breakouts by Region, Business Size, and Vertical Industry
-  On-Premises Microsoft Exchange Server – Installed Base and Revenue Forecast, Breakouts by Region, Business Size, Version, and Vertical Industry
-  Microsoft Outlook – Mailbox Forecast, Breakouts by Version, Region, and Business Size
-  Product Analysis for Microsoft Office 365, Exchange Server, and Outlook.

This report is intended for Investors, Corporate Customers and Vendors who need to make informed decisions about Messaging and Collaboration.

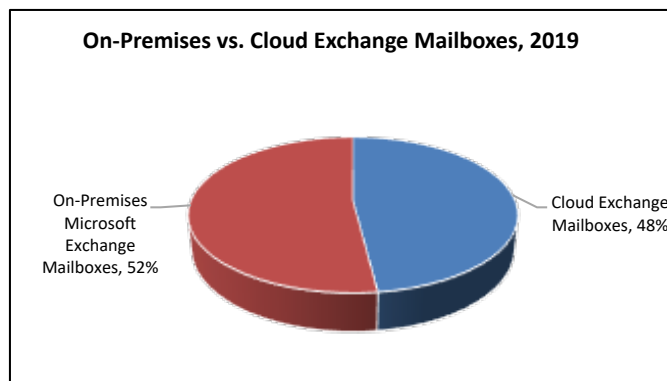


TABLE OF CONTENTS

SCOPE	5
METHODOLOGY.....	6
EXECUTIVE SUMMARY.....	7
CHAPTER 1: WORLDWIDE MAILBOXES.....	9
1.1 WORLDWIDE EMAIL USERS AND MAILBOX FORECAST, 2019-2023.....	10
1.2 WORLDWIDE EXCHANGE MAILBOX AND REVENUE FORECAST, 2019-2023.....	13
CHAPTER 2: MICROSOFT OFFICE 365 AND HOSTED EXCHANGE.....	17
2.1 CLOUD MAILBOXES INSTALLED BASE FORECAST, 2019-2023.....	18
2.2 OFFICE 365 AND HOSTED EXCHANGE INSTALLED BASE FORECAST, 2019-2023.....	20
2.3 OFFICE 365 AND HOSTED EXCHANGE REVENUE FORECAST, 2019-2023.....	21
2.4 OFFICE 365 INSTALLED BASE BY REGION.....	22
2.5 OFFICE 365 INSTALLED BASE BY BUSINESS SIZE.....	24
2.6 OFFICE 365 INSTALLED BASE BY INDUSTRY.....	27
CHAPTER 3: ON-PREMISES EXCHANGE SERVER.....	29
3.1 EXCHANGE SERVER INSTALLED BASE FORECAST, 2019-2023.....	30
3.2 EXCHANGE SERVER COMPETITION.....	31
3.3 EXCHANGE SERVER INSTALLED BASE BY REGION.....	32
3.4 EXCHANGE SERVER INSTALLED BASE BY BUSINESS SIZE.....	34
3.5 EXCHANGE SERVER INSTALLED BASE BY VERSION.....	36
3.6 EXCHANGE SERVER INSTALLED BASE BY INDUSTRY.....	37
CHAPTER 4: MICROSOFT EMAIL CLIENTS.....	39
4.1 WORLDWIDE EMAIL CLIENTS INSTALLED BASE FORECAST, 2019-2023.....	40
4.2 MICROSOFT EMAIL CLIENT INSTALLED BASE FORECAST, 2019-2023.....	41
4.2.1 Outlook Installed Base by Version.....	44
4.2.2 Outlook Installed Base by Region.....	45
4.2.3 Outlook Installed Base by Business Size.....	47
CHAPTER 5: PRODUCT OVERVIEW AND ANALYSIS.....	49
5.1 MICROSOFT OFFICE 365.....	50
5.2 MICROSOFT EXCHANGE SERVER.....	55
5.3 MICROSOFT OUTLOOK.....	59

LIST OF FIGURES

<i>Figure 1: On-Premises Exchange vs. Cloud-based Exchange Deployment, 2019-2023</i>	8
<i>Figure 2: Worldwide Business vs. Consumer Mailboxes, 2019</i>	12
<i>Figure 3: Microsoft Exchange On-Premises vs. Cloud Deployment, 2019 vs. 2023</i>	14
<i>Figure 4: Microsoft Exchange On-Premises vs. Cloud Revenue (\$M), 2019 – 2023</i>	16
<i>Figure 5: Microsoft Office 365 IB by Region, 2019-2023</i>	24
<i>Figure 6: Office 365 IB by Business Size, 2019-2023</i>	26
<i>Figure 7: Office 365 by Industry, 2019</i>	28
<i>Figure 8: On-Premises Microsoft Exchange Server Market Share, 2019 vs. 2023</i>	31
<i>Figure 9: On-Premises Exchange Server IB by Region, 2019 vs. 2023</i>	33
<i>Figure 10: On-Premises Exchange Server IB by Business Size, 2019 - 2023</i>	35
<i>Figure 11: On-Premises Exchange Server IB by Version, 2019- 2023</i>	37
<i>Figure 12: Exchange Server by Industry, 2019</i>	38
<i>Figure 13: Microsoft Email Client IB Forecast, 2019 – 2023</i>	43
<i>Figure 14: Microsoft Outlook by Version, 2019 vs. 2023</i>	45
<i>Figure 15: Microsoft Outlook IB by Region, 2019 vs. 2023</i>	47
<i>Figure 16: Microsoft Outlook IB by Business Size, 2019 vs. 2023</i>	48

LIST OF TABLES

<i>Table 1: Worldwide Email Users and Mailboxes, 2019-2023</i>	10
<i>Table 2: Worldwide Business vs. Consumer Mailboxes, 2019-2023</i>	10
<i>Table 3: Worldwide Microsoft Exchange IB, 2019 – 2023</i>	14
<i>Table 4: Worldwide Microsoft Exchange Revenues (\$M), 2019– 2023</i>	15
<i>Table 5: Worldwide Cloud Exchange Mailboxes, 2019– 2023</i>	20
<i>Table 6: Office 365 vs. Hosted Microsoft Exchange IB, 2019 – 2023</i>	21
<i>Table 7: Cloud Exchange Revenues (\$M), 2019-2023</i>	22
<i>Table 8: Worldwide Office 365 IB by Region, 2019 - 2023</i>	23
<i>Table 9: Worldwide Office 365 IB by Business Size, 2019-2023</i>	26
<i>Table 10: Office 365 IB by Industry, 2019</i>	27
<i>Table 11: Worldwide On-Premises Exchange Mailboxes, 2019 - 2023</i>	30
<i>Table 12: Competing On-Premises Vendor Summary, 2019</i>	32
<i>Table 13: On-Premises Exchange Server IB by Region, 2019 – 2023</i>	33
<i>Table 14: Worldwide On-Premises Exchange IB by Business Size (M), 2019 - 2023</i>	35
<i>Table 15: Worldwide On-Premises Exchange Server IB by Version, 2019-2023</i>	36
<i>Table 16: Exchange Server Version Support Lifecycle</i>	37
<i>Table 17: Exchange Server IB by Industry, 2019</i>	38
<i>Table 18: Worldwide Email Clients by Type, 2019 - 2023</i>	40
<i>Table 19: Worldwide Microsoft Email Client IB by Type, 2019 - 2023</i>	42
<i>Table 20: Microsoft Outlook by Version, 2019 - 2023</i>	44
<i>Table 21: Microsoft Outlook Support Lifecycle</i>	45
<i>Table 22: Microsoft Outlook IB by Region, 2019 - 2023</i>	46
<i>Table 23: Worldwide Microsoft Outlook IB by Business Size, 2019 – 2023</i>	48

About The Radicati Group, Inc.

The Radicati Group is a leading technology research and advisory firm focused on all aspects of email, security, email archiving, regulatory compliance, wireless technologies, web services, instant messaging, unified communications, social networking, and more. The company provides both quantitative and qualitative information, including detailed market size, installed base and forecast information on a worldwide basis, as well as detailed country breakouts.

The Radicati Group works with corporate organizations to assist in the selection of the right products and technologies to support their business needs, as well as with vendors to define the best strategic direction for their products. We also work with investment firms on a worldwide basis to help identify new investment opportunities.

ORDER FORM To order, please go to our website www.radicati.com, or fill out the following form and email it to admin@radicati.com

Microsoft Office 365, Exchange Server and Outlook Market Analysis, 2019 - 2023	
Name:	Company:
<input type="checkbox"/> P.O. \$3,000 <i>Note: We will need the actual P.O. paperwork from your Purchasing Department before we can fill the orders.</i>	
<input type="checkbox"/> Credit Card \$2,500	
<input type="checkbox"/> VISA <input type="checkbox"/> MasterCard <input type="checkbox"/> Amex	
Card Number:	Exp. Date:
Signature:	
Address:	
City, State, Zip:	
Country:	
<i>Please indicate street address - NO P.O. BOX please!</i>	
Phone:	Email: